

# ONESOURCE INCOME TAX - EXPRESS™

## RS SPECIFICATIONS

FOR TAX YEAR 2021

Last Updated: October 20, 2021

## COPYRIGHT NOTICE

© 2021-2022 Thomson Reuters/Tax & Accounting. All rights reserved. Republication or redistribution of Thomson Reuters content, including by framing or similar means, is prohibited without the prior written consent of Thomson Reuters. Thomson Reuters and the Kinesis logo are trademarks of Thomson Reuters and its affiliated companies. More information can be found [here](#).

# TABLE OF CONTENTS

- The ONESOURCE Income Tax - Express Advantage ..... 1**
- Portability ..... 2
- Faster Processing ..... 2
- Reduced Total Cost of Ownership (TCO) ..... 2
- Concurrent Multiuser Access ..... 3
- Immediate Access to Updated Applications ..... 3
- Centralized Data Storage and Management ..... 3
- Enhanced User Support ..... 3
  
- Express RS Components ..... 4**
- Security ..... 4
  - Product Assurance ..... 4
  - Application Security ..... 5
  - Cryptography ..... 5
  - Service Levels ..... 6
- Checkpoint ..... 6
- e-Form RS ..... 6
  
- Express RS Tax Features ..... 7**
- Tax Return Management ..... 7
- Data Mining ..... 9
- Prior Year Access ..... 10
- Review, Analysis Tools, and Audit Trail ..... 11
- Import/Export Products ..... 11
- ONESOURCE Workflow Manager ..... 11
- E-file ..... 12
- Tax Defaults ..... 12
- Documentation, Training, and Support ..... 12
  
- Tax Return Processing Capabilities ..... 13**
- Tax Applications ..... 13
  - 1040 Individual ..... 14
    - 1040 Federal ..... 14
    - 1040 State ..... 15
  - 1041 Fiduciary ..... 16

1041 Federal .....	16
1041 State .....	17
1065 Partnership .....	18
1065 Federal .....	18
1065 State .....	19
1065 State Allocation and Apportionment .....	20
1120 Corporate .....	20
1120 Federal .....	20
1120 State .....	21
1120 State Allocation and Apportionment .....	22
1120S .....	22
1120 Insurance .....	23
1120 Property and Casualty .....	23
1120 Life .....	23
990 (Federal and Selected States) .....	24
706 (Federal and Selected States) .....	24
709 (Federal and Selected States) .....	25
5500 (Federal) .....	25
<b>Review, Analysis Tools, and Audit Trail Features .....</b>	<b>26</b>
Hyperlinks .....	26
Workpapers .....	27
Tax Forms .....	27
Diagnostics .....	27
Print and Print Preview .....	29
1040 Administrative Information .....	30
1040 K-1 Reconciliation .....	30
1040 Checklists .....	30
<b>Import/Export Products .....</b>	<b>31</b>
Trial Balance .....	31
New Features for Trial Balance .....	31
Supported Return Types .....	31
Import and Export Capabilities .....	32
Reports .....	32
Partner Bridge and Shareholder Bridge .....	33
Partner Bridge .....	33

Shareholder Bridge .....	33
Compatible Software/File Formats .....	33
Spreadsheet .....	33
Database/ Other .....	33
Import and Export Tools .....	34
Data Import Templates .....	34
Direct K-1 Import (DK1) .....	35
Data Connection .....	35
<b>Equipment and Configuration .....</b>	<b>37</b>
Equipment Required for Operation .....	37
Workstation Requirements .....	37
Printers .....	38
Connectivity .....	39
Trusted Sites .....	39
Connectivity and Security .....	40
Connectivity .....	40
Security .....	41
<b>Documentation, Support, and Training .....</b>	<b>43</b>
Documentation .....	43
Help .....	43
Product Guides .....	43
Release Notes .....	43
Support .....	44
Telephone Support .....	44
Thomson Reuters Professionals .....	44
On-Site Support .....	44
Training .....	45
CPE Credit .....	45
Annual User Conference .....	45
<b>Forms and Schedules .....</b>	<b>47</b>

# THE ONESOURCE INCOME TAX - EXPRESS ADVANTAGE

In the current competitive environment, there is considerable pressure to make software purchasing decisions that must meet both existing and future tax compliance requirements. This purchasing decision requires you to anticipate industry trends, operational changes, and future equipment and personnel requirements. To meet these challenges, you need a comprehensive system your firm can grow into without draining valuable resources to manage equipment, software, and data.

We know that, no matter how comprehensive your tax compliance software is, inefficient software systems can steal your firm's time and productivity. The solution is ONESOURCE Income Tax - Express (Express RS).

Express RS is a powerful remote large-scale deployment of data and application server farms, centrally located in our Data Center and accessed over the Internet. Express RS gives you the flexibility and performance needed to meet your current and future compliance challenges. This product captures the advantages and benefits of remote server computing, data management, storage, and access.

Express RS processes federal, state, city, and municipal tax returns. Over 4,600 forms and schedules are available, including resident, part-year resident, and nonresident state and city tax returns.

Because Express RS is designed by tax and technology professionals for tax professionals, we incorporate our understanding of your firm's tax compliance functions into the design of our products. This understanding enables us to maximize your efficiency and productivity and increase your billable hours. Express RS incorporates remote server technology and income tax know-how to give you:

- Portability through remote access
- Enhanced processing performance
- Reduced Total Cost of Ownership (TCO)
- Concurrent multiuser access to tax returns for data collaboration
- Immediate access to updated applications with no installation worries
- Centralized data storage, backup, and management
- Security
- Stability and data protection
- Enhanced user support

- Firm-level defaults, reports, and access control
- Resource leveraging to efficiently utilize other offices or personnel excess capacity.

## PORTABILITY

Your office expands with remote server technology. Express RS portability enables users to access the system from remote locations – anywhere you have access to the Internet. With the ability to connect from your client's site, from home, or from other locations, you are freed from software-imposed constraints.

Express RS portability can be your solution to difficult staffing situations. With the increasing challenge of procuring experienced tax professionals, you may be required to offer more flexible working environments such as telecommuting to attract qualified personnel. Express RS provides you with a viable telecommuting option without compromising performance or data synchronization. Combined with Express RS data conferencing, true portability is now a reality.

## FASTER PROCESSING

Remote Server technology uses *Fat Server/Thin Client* architecture. The Fat Server (located in our Data Center) holds the application and data. The Thin Client is downloaded to the user's workstation, requiring less than 100 MB of disk storage. This allows data-intensive computations and data management to be processed at the application server, with only the results sent to the user's workstation. The Fat Server architecture uses a Windows Server operating environment to manage the client session and perform tax computations at a greater speed than conventional distributed software products.

## REDUCED TOTAL COST OF OWNERSHIP (TCO)

Express RS addresses the escalating cost of maintaining a distributed computer environment to reduce your TCO. Unlike the traditional method of installing software in your firm's offices, in the Express RS environment, software is installed in our Data Center, with access using the Internet or a private network connection. This shifts the burden of updating tax software and managing data away from your firm and reduces your TCO by:

- Eliminating tax data, server, database, and software management at each office.
- Transferring the burden of server obsolescence to our Data Center.
- Extending the life of your desktop computer by off-loading the processing to our central servers to reduce workstation upgrades.

## CONCURRENT MULTIUSER ACCESS

Occasionally certain tax functions on all or some returns may be spread among several members of your staff. Tax data can become fragmented, duplicated, and maintained in too many locations. With Express RS, data is centrally located offering full concurrent multiuser access. You eliminate multiple returns with duplicate data, you no longer have to maintain multiple software installations, and you gain the benefits of application conferencing and the effort of using a single data source.

## IMMEDIATE ACCESS TO UPDATED APPLICATIONS

With Express RS, the application servers are located in the Data Center, and software is updated automatically. The software is always current.

Periodically, new tax laws are enacted that include retroactive application of certain provisions. As a general rule, we will not update prior tax year applications after the final release for that tax year has been provided. When we implement changes, we will announce these exceptions via Customer Center postings.

## CENTRALIZED DATA STORAGE AND MANAGEMENT

Data servers located at the Data Center provide storage and backup of taxpayer data. This data array stores all data and program files, offering a large amount of storage capacity. Centralized storage and management facilitates access to multiple tax years and relieves your firm from the burden and extended resources needed for storing tax return data.

## ENHANCED USER SUPPORT

Remote server technology enables tax return conferencing. With your authorization, our tax support representatives can access a return to assist you with questions or issues related to the return. You do not need to transmit or exit the return for review; we can work with you in real time to answer your questions.



# EXPRESS RS COMPONENTS

Express RS has six primary components:

- **Client:** This software operates on each individual workstation. The client's footprint requires less than 100 MB of disk storage. You download the client software to the workstation using the Internet or a private connection, after an approved licensing agreement is obtained.
- **Firewall:** This allows network traffic only to specific systems, and only allows specific applications to be run with appropriate security.
- **Application Servers:** These servers manage each session with the client workstation and perform tax computations at an enhanced rate.
- **Web Servers:** These servers provide the interface to the tax applications and other components, such as Express RS Help.
- **Database Servers:** These servers maintain all the non-tax data and information for scheduling, processing capabilities, and usage.
- **Database Server Warehouses:** These servers, located in our Data Center, store taxpayer data for data mining by your approved users.

## SECURITY

Express RS has state-of-the-art security features for risk-free tax filing.

Our application is protected by strong password policies and other protections against the ever-changing cyber threatscape. We also provide in-built protection mechanisms against inappropriate privileges of various users of the product.

The application is thoroughly penetration-tested against any vulnerability before market release.

## Product Assurance

Security is integral in the development of our products. Projects follow a security review process as part of our overall governance function. This process includes but is not limited to technical reviews, security checklists, and formal sign-offs. The security team defines standards and provides secure architectural patterns to support the creation of secure products.

We have developed a comprehensive security testing capability, including static and dynamic application analysis and third-party penetration testing.

## Application Security

Application Security includes multiple measures to prevent unauthorized access. Access to the application requires valid user login IDs, firm and location access authorizations, and passwords. Additionally, data stored in the Data Center is accessible only from the Application server; communication directly to the data on these servers is not permitted.

Thomson Reuters brings in a wide range of products ranging from desktop applications to state-of-art hosted/cloud applications on the managed service portfolio. A robust secure software development life cycle (SDLC) is adopted that spans across all the stages of the product development.

Our SDLC incorporates state-of-the-art techniques and industry best practices such as threat modeling, fine-combing the software with code reviews that are cross-checked against the OWASP checklist, and developing a thorough analysis through the test cases of the integrated code along with architectural reviews with dedicated security experts.

Our applications are classified based on the risk assessment and are required to go through penetration testing with external/independent vendors in compliance with our ISO 27K framework. Any vulnerability found during this penetration testing is addressed accordingly with maintenance releases/schedules.

Thomson Reuters dedicates substantial resources to the application development teams on various security aspects including training on the Application Assurance (AA). This ensures that the information security becomes an integral part of our product development rather than an “add-on” aspect.

## Cryptography

Express RS uses SSL encryption. When a user opens a tax return, all data, including tax return data, passed between the client workstation and the application servers using the Internet (or private connection) is encrypted using SSL. Data is also encrypted at rest.

We mandate several industry standards-based cryptographic methods in our applications. The SHA2 hash algorithms are deployed with at least 256-bit length in accordance to NIST SP800-107 standard. Symmetric encryption is currently based on AES 256 that follows the FIPS (federal Information Process Standards) 197, while the asymmetric encryption algorithms such as RSA 128/256 bits block-cipher keys along with 2048/4096 bits private/public keys are deployed in our systems in accordance to FIPS 186-3 standards. Secure communication channels have TLS 1.2/1.1 protocols enabled to ensure data integrity and confidentiality across the end points and prevention of eavesdropping of the sensitive data handled by our applications.

## Service Levels

Our environments are built with full redundancy to provide high availability and eliminate single points of failure. Due to this redundancy, Thomson Reuters aims to maintain an Application Availability performance standard of  $\geq 99.5\%$  of available hours (total hours in a month minus any planned downtime hours).

Thomson Reuters continually backs up your data and stores it in our data center and at off-site locations, in the event that disaster recovery is required. For additional data recovery protection, an alternate off-site data center hosting replicated tax data is an available option.

## CHECKPOINT

Combine Express RS with the Checkpoint research products for the most powerful and comprehensive tax compliance and expertise systems available.

## E-FORM RS

Purchase the e-Form RS product to put over 11,000 electronic forms at your tax department's fingertips.

# EXPRESS RS TAX FEATURES

Unlike traditional systems that automate only the processing phase of the tax compliance process, Express RS automates all phases, including tax and data management, review, and the ability to track figures to source data.

Express RS provides you with comprehensive tax compliance capabilities that automate federal and state tax compliance processes using a central data collection view called Organizer. You can import or roll over previously imported data and other information to the Organizer from a prior year tax file.

To minimize repetitive data entry, Express RS carries the appropriate data from the federal entries to the state/local returns that you specify. We build special state allowances and reporting requirements right into the application. You then supplement this information by entering detail for certain tax transactions directly in Organizer.

Organizer centralizes your source data for easy and quick review. Selected forms, workpapers, and trial balance accounts are hyperlinked together, facilitating navigation from output to input. With a simple click of the mouse, you can view supporting detail or an appropriate input dialog from a line on the return.

With Express RS, you get:

- Tax return management tools
- Comprehensive federal, state, and local return processing capabilities, including tax defaults
- Review, analysis tools, audit trails, and diagnostics that link to data
- Trial Balance and data sourcing
- Tax planning
- Preseason and other services
- Extensive documentation, including help, frequently asked questions, and release notes
- Data mining

## TAX RETURN MANAGEMENT

Express RS provides you with multiple tools to manage your firm's tax returns. The Express RS Browser gives you a familiar browser look and functionality. The features include easy access to your returns, the ability to set or choose criteria to filter your view, the flexibility to change the view to see only the returns and information you need, and firm-level tax defaults by location. Other features include:

- Multi-year return access
- Central access to all return types
- Tax register sorting, filtering, and search capabilities
- Comprehensive tax defaults
- Batch processing capabilities for rolling over tax return data
- Batch processing for Organizer print to the current year
- Batch capabilities for most data and assignment features
- Batch processing capabilities for estimates and extensions
- Milestone, task, and invoicing features for tax return process tracking

Returns							Record Count : 1	
+ Create		↶ Open	i Info	👁 E-file Viewer	↓ Save As	More ▾	↻ Reset	⚙
✓ Account ▾	Return ▾	Tax Type ▾	Taxpayer Name:..	Year ▾	Manager ▾			
(All) ▾	starts with	1040 ▾	Ashmore ✕	▾	contains..			
✓ 2MKN	7971IZ	1040	Ashmore, Richard &	▾				^

**Figure 1**

With the RS Browser, you can define the details by setting such display criteria as tax type and tax year. You can now filter your list “on the fly” without going from screen to screen.

By clicking the gear icon on the right, you can add columns of data to use in filtering and sorting. For example, you can add *Preparer* as a criterion for filtering.

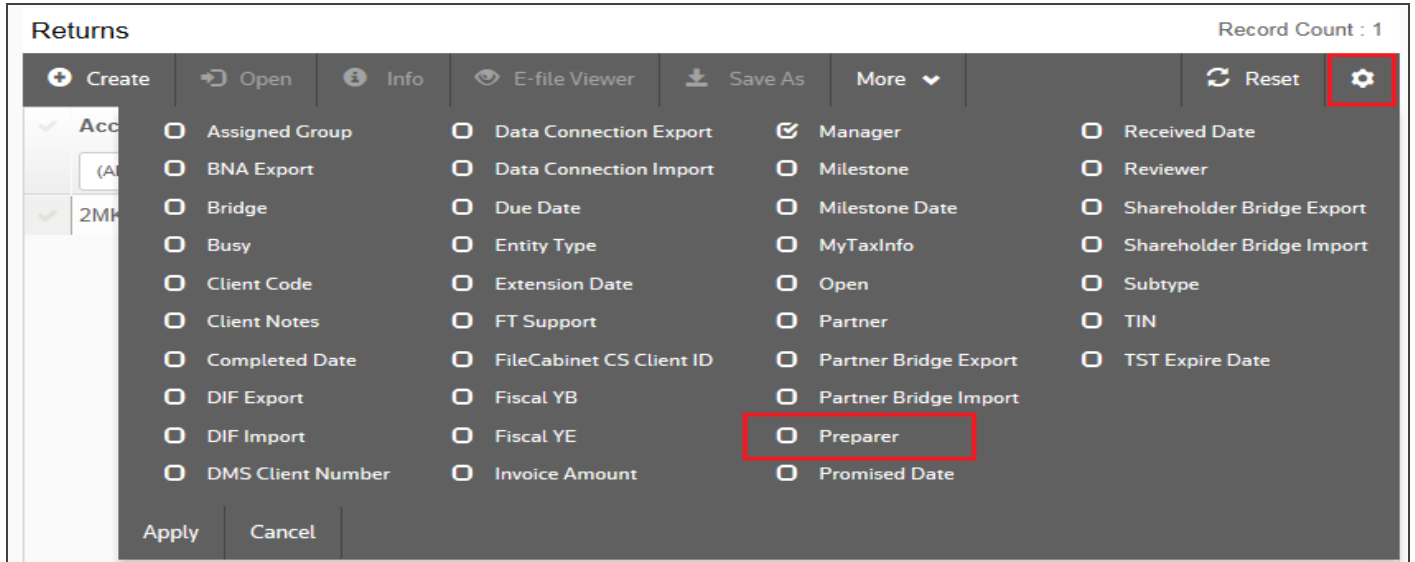


Figure 2

The **Preparer** column will then appear in the table.

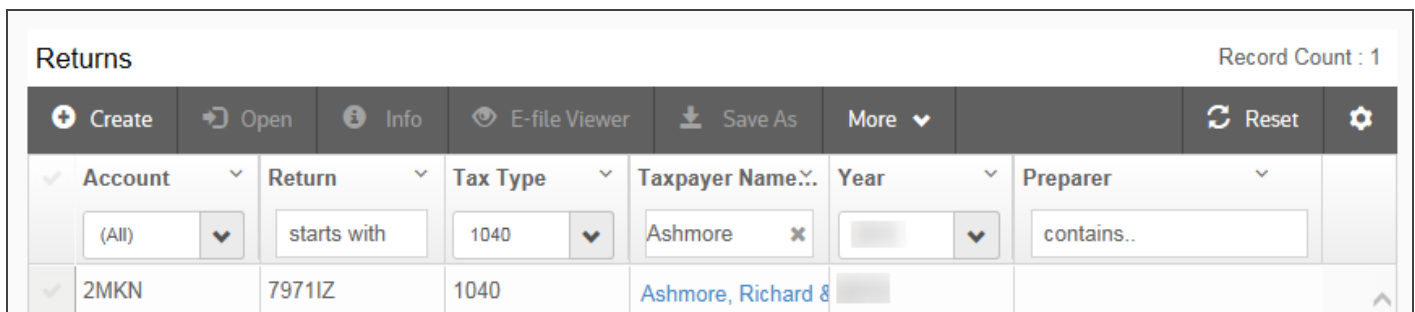


Figure 3

## DATA MINING

FormView® is the ultimate in tax return data mining. Use FormView to assist you with multiple tax return management tasks and to secure additional billable engagements. FormView access allows you to query data from multiple tax years. Following is a list of features and benefits:

- **Original data is always secure:** Other tax return query products use your live data to produce query results. With FormView, your original data is secure and untouched. FormView uses a copy of the tax return data file to ensure that the original data file is secure and untouched.
- **Firm-wide Data Mining:** Other data gathering tools require multioffice firms to run queries on a site-by-site basis and then merge the data. FormView allows the Administrator to perform data mining activities on a firm-wide basis, providing a snapshot of firm activities. The unique open data base structure of Express RS centralizes all data to make it available for data mining.
- **Complete customization:** Other data gathering tools limit you to restrictive templates and fields. The standard “query” tool offered allows querying on average of 15,000 fields. FormView enables data mining on almost 600,000 fields. Because you control what is included in your data mining formula, you have complete control and can easily get the information you need when you need it with no predefined templates.
- **Data Mine input, output and workpaper fields:** Because you may need information that is not necessarily in the printed tax return, FormView gives you the choice of where you wish to pull the information. FormView lets you choose entered fields, intermediate calculations, or final calculations to query.
- **Data Mining formulas may be saved for use by others:** FormView allows efficient data mining activities. You can take a formula created by others and modify it to meet your needs.
- **Display Results in Microsoft Excel:** You can display your data mining results in Microsoft Excel for charting and further analysis. You can also copy and paste the results into Word and Access with minimal formatting. Pull names and addresses in with your results and easily create mail merge for efficient client follow-up and mailing.

## PRIOR YEAR ACCESS

Prior Year Access is access to Express RS that extends beyond the two most recent available tax year products. Express RS is sold with a standard license that includes access to the two most recent tax years' applications. This standard access license lets you create new returns and access existing returns for both years. Access to tax applications beyond the standard two most recent available tax years' products is an additional option. Products and features excluded from Prior Year Access include, but are not limited to:

- FormView
- Batch Estimates and Extensions
- Tax Software Conversions
- E-file.

## REVIEW, ANALYSIS TOOLS, AND AUDIT TRAIL

We provide several features that facilitate analysis and review of tax returns from data entry through computation to tax form output. They include:

- Hyperlinks – ability to trace output amounts to source data
- Workpapers
- Tax forms and Organizers
- Diagnostics with drill-down to the data in question
- Print preview.

## IMPORT/EXPORT PRODUCTS

We provide import/export software for import of trial balance data from various sources. Direct imports are available for common general ledger and audit software packages. Our built-in flexibility allows you to import from any application with export capability.

Predefined import and export formats can be used to transfer Partner and Shareholder information into and out of the tax return.

## ONESOURCE WORKFLOW MANAGER

Express RS is now seamlessly integrated with ONESOURCE WorkFlow Manager, a document management tool that can store and share every document while providing secure, eyes-only access to confidential client information.

ONESOURCE WorkFlow Manager's tight integration into Express RS can save you time, money, and effort:

- Streamline tax preparation by organizing all source documents, including workpapers, correspondence, projections, W-2s, and 1099s in one easy-to-access location
- Safely archive audit engagements by storing finalized workpapers and financial statements
- Save space by eliminating bulky file cabinets
- Simplify maintenance by identifying obsolete documents for purging



- Improve efficiency with quick and easy access to files
- Keep files secure, providing the confidentiality you require.

## E-FILE

Express RS offers e-file for FBAR Form 114, 1040 federal and all states, 1041 federal and selected states, 1065 federal and selected states, 1120/1120S federal and selected states, 990 federal and selected states, and 5500 federal. Tools contained within the Express RS Browser let you easily monitor and status your e-filed transactions. The easy-to-use interface lets you sort by federal, state or both, and *Requested, Awaiting Acknowledgment, Accepted, All*, and other statuses. Express RS also provides standard diagnostics for issues related to e-file.

Anyone who prepares or assists in preparing federal tax returns for compensation must have a valid PTIN before preparing returns.

## TAX DEFAULTS

Our software enables you to establish firm-wide defaults to help ensure consistency in your firm. This option provides administrators with processing control and helps avoid redundant data entry. You can roll over tax defaults from year to year to reduce setup time.

## DOCUMENTATION, TRAINING, AND SUPPORT

We provide integrated help with each application covering software use, tax processing, and administration. Release Notes are located online at this web address: <https://helpcenter.thomsonreuters.com/taxapp-release-notes/resources.htm> and are also available in PDF format.

Various support groups provide extensive assistance with all areas of tax processing, from technical questions to equipment and software installation. We provide both on-site and remote support.

Customer Center, our support web site, provides access to up-to-date documentation, post-release known issues, and other support resources.

For more information regarding our products or to obtain selected software demo copies, visit the Customer Center site.

# TAX RETURN PROCESSING CAPABILITIES

We provide comprehensive tax compliance with an Organizer approach to data entry and management. Organizer is the central data collection site for Express RS. A basic set of data from the federal entries carries to state returns.

Special state allowances and reporting requirements are built into the software. This information is supplemented by entering additional detail into the Organizer.

## TAX APPLICATIONS

- Federal, state, city, and municipal tax returns for 1040, 1065, 1065 Allocation and Apportionment, 1120, 1120S, 1120-C, 1120F, 1120-H, 1120-L, 1120-PC, 1120-RIC, 1120-REIT, 1120 and 1120S consolidations, 1120 Allocation and Apportionment
- Federal and state tax returns for 1041
- Federal and selected states for 990
- Federal and selected states for 706
- Federal and selected states for 709
- Federal 5500 returns
- Federal e-file: 1040, 1041, 1065, 1120, 990, and 5500
- State e-file: 1040, 1041, 1065, 1120, and 990
- Comprehensive diagnostic reports for all tax returns with drill-down capability to data in question
- Transmittal letters and filing instructions
- Automated IRS Service Center determination
- Hyperlinks – ability to trace output amounts to source data
- Workpapers
- Organizer and tax forms
- Print preview
- Batch estimates and extensions

- Batch Organizer print (color selections available)
- Tax equalization

## 1040 INDIVIDUAL

### 1040 Federal

- Depreciation capabilities with retirement of assets to Form 4797, bulk asset sales, investment tax credit recapture, and depreciation adjustments and preferences for alternative minimum tax
- Application of the limitation on investment interest expense with disallowed interest allocated to the appropriate forms and schedules
- Computation of the limitation on passive loss and allocation of limited loss to the applicable passive activities, with passive activity worksheets printed on IRS form facsimiles
- Complete depletion capabilities with automatic computation of 65% limitation
- Computation of carryovers for regular and alternative minimum tax
- Supporting detailed whitepaper statements for all return items, including Schedule K-1 allocations
- Recalculation of Schedule D and Forms 1116, 4797, 4952, 6198, 6252, 8582, and 8824 for alternative minimum tax
- Numerous options for computing Form 1040ES and applying overpayment
- Numerous options for computing Form 2210 and optimizing lowest penalty
- Comparative schedule of current and previous-year income, expenses, and taxes
- Computation of the at-risk limit based on both regular tax and alternative minimum tax basis
- Optional computation of depreciation for the following year
- Separate returns from joint data (creating married filing separate returns from an existing married filing joint return)
- Property forms
- Foreign tax withheld on dividends option

- E-file
- Customizable Transmittal Letter
- Summary Tax Payment Schedule
- Amended return option
- Automatic “Kid Tax” computations
- Ability to import K-1 information from partnership returns and fiduciary returns created with our software
- Word wrap functionality in footnotes
- Compliance with the IRS K-1 Matching program
- Optimization of education credit and deduction
- Analysis of state tax refund received in the current year when the taxpayer paid AMT in the prior year and no taxable benefit was derived in the prior year

## 1040 State

- Automatic carry of federal amounts to the resident state return
- Attachment of required federal forms to the state return
- Ability to enter state information on federal Organizer screens with automatic carry of the amounts to a specific nonresident or part-year resident state
- Phase-out of exemptions and itemized deductions for taxable income above specified levels on states that require the calculation
- Calculation of depreciation adjustment for states that do not follow federal law
- Allocation of federal amounts to taxpayer and spouse on applicable states
- Optimization between filing a joint state return or a split state return
- Computation of the passive loss limitation on a state basis for those states requiring a calculation different from the federal calculation
- E-file for all states that allow e-file

- Word wrap functionality in footnotes
- Two-year comparison

## 1041 FIDUCIARY

### 1041 Federal

- Beneficiary tax information letters, agent/custodian tax information letters, and grantor tax information letters
- Numerous options for tax information letter presentation and computation
- Numerous options for computing Form 1041ES and applying overpayment
- Numerous options for computing Form 2210 and optimizing lowest penalty
- 5227 Split-Interest Trust produced
- Depletion capabilities with automatic computation of 65% limitation
- Computation of carryovers, limitations, and tax credits
- Calendar-year or fiscal-year returns
- Computation of net investment income for investment interest expense limitation and alternative minimum tax
- Computation of tax preference items for alternative minimum tax
- Retirement of assets from depreciation schedules
- Schedule J letters for reporting accumulated income distribution to beneficiaries
- Accommodation letters for reporting payments made on behalf of beneficiaries, which may be necessary for 1040 tax return preparation
- Special allocations to selected beneficiaries (of selected Schedule K-1 items)
- Carryover of 5227 and 1041-A ending balances
- Netting of gains and losses on disposition of passive activities

- Computation of the limitation on passive loss and allocation of limited loss to the applicable passive activities, with passive activity worksheets printed on IRS form facsimiles
- Optional computation of depreciation for the following year
- Recalculation of Schedule D and Forms 1116, 6198, and 8582 for alternative minimum tax
- E-file
- Two-year comparison
- 1041 to 1040 K-1 transfer

Estate planning products are also available through Thomson Reuters. Contact your Account Representative for additional information.

## 1041 State

- Automatic carry of federal amounts to the resident state return
- Multiple states with a single federal tax return
- Estimated tax vouchers and application of overpayment in certain states
- Adjustments of depreciation and depletion in selected states
- Automatic adjustments (additions and subtractions) from the federal return
- Automatic allocation of adjustments to beneficiaries
- Attachment of required federal forms to state return
- Computation of passive loss limitations on a state basis where required
- Multistate summary reports for amounts due/overpayment and estimated voucher amounts
- Selected state e-file

# 1065 PARTNERSHIP

## 1065 Federal

- Import and export of partner data and/or special allocations
- Depreciation capabilities with retirement of assets to Form 4797, investment tax credit recapture, and depreciation adjustments and preferences for alternative minimum tax
- Calendar-year, fiscal-year, and short-year returns
- Recalculation of Forms 4797, 4684, and 6252 for alternative minimum tax
- Residual, piggyback, and special allocation options
- Ability to set up optional allocation and special allocation ratios to be used on multiple items
- Component allocation of all Schedule K line items
- Section 754 basis adjustment
- Complete depletion computations and limitations
- Standard or customized partner letters
- Ability to tie each gain (loss) to any activity
- Automatic computation of self-employment income
- Transfer of interest option for withdrawing partner(s)
- Computation of Section 704(b) capital account balances
- Computation of tax preference items for partners' alternative minimum tax calculation
- Separate depreciation schedules for tax, alternative minimum tax depreciation, depreciation projections, and ACE depreciation
- Bulk sale calculations
- Partner footnotes with and without amounts and allocation to all or selected partners
- Extensive whitepaper print options

- Schedule K-1 facsimile input for income from other pass-through entities
- E-file in accordance with IRS guidelines
- E-file XML Viewer/Verification
- Word wrap functionality for Partner Footnotes Without Amounts
- 1065 to 1065 K-1 transfer
- 1065 to 1040 K-1 transfer
- 1065 to 1120S K-1 transfer
- 1065 K-1 print package
- Partner letters
- Federal partner book/tax basis summary schedule
- Federal partner book/tax basis schedules for regular tax purposes
- Federal partner tax basis schedules for alternative minimum tax purposes
- Two-year comparison

## 1065 State

- Unlimited multiple states processed with a single federal tax return
- Adjustments of depreciation and depletion
- Automatic flow to states of items specially allocated at the federal level
- Computations for nonresident partners
- Exclusion of interest received on federal obligations from state taxable income
- Schedule K-1 Equivalent for most states or cities that do not have their own Schedule K-1
- Standard filing instruction options for states that do not require a state return, but do require a copy of the federal 1065 return
- Selected state e-file



- Automatic attachment of required federal forms to the state return
- Selected state partner tax basis schedules

## 1065 State Allocation and Apportionment

- Distribution of common state data to all state returns rather than entering information one state at a time
- Computation results display as they actually appear, prior to being carried to state returns
- Ability to perform allocation and apportionment tasks independently or in conjunction with other state tasks
- Ability to enter sales, property, and payroll data manually in one central area
- Exclusion of states as appropriate

## 1120 CORPORATE

### 1120 Federal

- Single entities with unlimited detail
- Consolidation of data from parent and subsidiaries
- Computation of eliminations and adjustments on consolidated returns
- Online display of adjustments for consolidated returns
- Complex multitier consolidations
- Calendar-year, or fiscal-year, short-year, or 52-53 week returns
- Bulk sale calculations
- Computation of carryovers, limitations, and tax credits
- Calculation of appropriate limitations for contributions, capital loss carryovers, NOLs, and various credits
- Accrual of bad debts

- Depreciation capabilities, including alternative minimum tax and ACE preferences book-to-tax depreciation and automatic retirements
- Depreciation and federal tax automatic accruals
- Computation of the limitation on passive loss and allocation of limited loss to the applicable passive activities, with passive activity worksheets printed on IRS form facsimiles
- Complete depletion capabilities with automatic computation of 65% limitation
- Federal consolidated divisional roll-up into legal entity
- Schedule N-Foreign Operations for U.S. Corporations for 1120, 1120-PC, 1120-L, 1120-RIC, 1120-REIT, and 1120S returns
- Section 382 loss carry-forward input and schedules to Form 1120 and Form 4626, including input for Section 382 NOL utilization on parent and subsidiaries
- Input for Non-SRLY NOLs and contribution utilization for parents and subsidiaries
- Two-year comparison
- E-file in accordance with IRS guidelines
- E-file XML Viewer/Verification

## 1120 State

- Computation of state income and selected franchise tax returns for calendar-year and fiscal-year states
- Separate and selected combined/consolidated states processing, including unitary state tax returns
- State tax accrual for 1120 and 1120S returns
- Automatic combination of data from parent and subsidiaries (consolidation/combination)
- Automatic state depletion
- Eliminations and adjustments computations on combined/consolidated returns
- Preparation of complete returns for each subsidiary and division
- Automatic attachment of required federal forms to the state return
- Automatic calculation of depreciation adjustments for states that do not follow federal law

- Automatic carry of federal amounts to state returns
- Selected state e-file

## 1120 State Allocation and Apportionment

- Ability to distribute common state data to all state returns, including combined and unitary returns
- Display of allocation and apportionment computation results as they actually appear before they carry to the state return
- Ability to perform allocation and apportionment tasks independently or in conjunction with other state tasks
- Ability to manually input sales, property, and payroll data
- Ability to DIF import allocation and apportionment information
- Option for rental companies to include rents in the sales factor
- Ability to change the default from 100% to 0%
- Prevention of Allocation and Apportionment from flowing to a selected state
- On-screen help for partnership categories, which directs users to screens and enables the flow of information

## 1120S

- Import and export basic shareholder data
- Calculation of weighted average shares-per-day for up to 24 periods (calculates both cumulative shares and ownership percentages per period per shareholder)
- Computation of pro-rata allocations to shareholders for any Schedule K item by dollar amounts or specified percentages, including residual and piggyback allocations
- Non-adopting states
- Property-by-property detail for rental income, including automatic calculation of amounts prior to and after 10/22/86 for reporting to shareholders

- Provision for computation of built-in gains tax, passive income tax, and capital gains tax, including 1120 taxable income limitations
- State Schedule K-1 Equivalent
- K-1 facsimile input for income from pass-through entities
- Include qualified subchapter S subsidiaries (QSSS) with parent return
- Shareholder basis tracking
- Selected state e-file

## 1120 INSURANCE

### 1120 Property and Casualty

- Computation of alternative tax for small companies as defined in IRC Section 831(b)
- Provision for subgroup consolidations for 1120 Property and Casualty
- Computation of earned premiums as described in IRC Section 832(b)(4) and provision for amortization of the disallowed portion of unearned premium liability
- Computation of Loss Reserve Discounting and Salvage and Subrogation by lines of business

### 1120 Life

- Provision for subgroup consolidations for 1120 Life Insurance
- Computation of life company qualification test.
- Computation of small life insurance company deduction
- Computation of amount subtracted from policyholder's surplus account
- Computation of the capitalization and amortization of policy acquisition expenses as defined in Section 848

## 990 (FEDERAL AND SELECTED STATES)

- Depreciation computations, including retirement of assets
- Calendar-year or fiscal-year returns
- Standard or customized filing instructions
- Multiple federal return types
- Calculation of federal estimates
- Underpayment of estimated tax penalty
- Carryover of ending balance sheet book value
- Batch estimates and extensions
- Optional computation of depreciation for the following year
- E-file
- Word wrap functionality

## 706 (FEDERAL AND SELECTED STATES)

- Calculation of tentative tax
- Calculation of adjustment to unified credit
- Calculation of credit for state death taxes
- Calculation of net estate tax
- Calculation of generation-skipping transfer taxes
- Section 4980A increased estate tax
- Word wrap functionality
- Detail for explanation of prior payments
- Selected states

Thomson Reuters also offers estate planning products. For additional information, contact your Account Representative.

## 709 (FEDERAL AND SELECTED STATES)

- Calculation of tax on total taxable gifts
- Calculation of tax on total amount of taxable gifts of prior periods
- Calculation of unified credit
- Calculation of generation-skipping transfer taxes
- Calculation of taxable gifts
- 709 Summary Page
- Word wrap functionality
- Footnotes and letters
- Selected states

Thomson Reuters also offers estate planning products. For additional information, contact your Account Representative.

## 5500 (FEDERAL)

- E-file
- Summary annual report

Thomson Reuters also offers additional pension and benefit planning products. For additional information, contact your Account Representative.

# REVIEW, ANALYSIS TOOLS, AND AUDIT TRAIL FEATURES

Our software provides several features to facilitate analysis and review of tax returns, from data entry through computation and tax form output.

## HYPERLINKS

Hyperlinks provide links between related forms and data entry areas. They enable you to trace data from its source through computation detail to its final tax form value.

The following shows the related Tax Form Organizers, and Workpaper displayed for line 45 (Alternative Minimum Tax) on Schedule 2 of Form 1040.

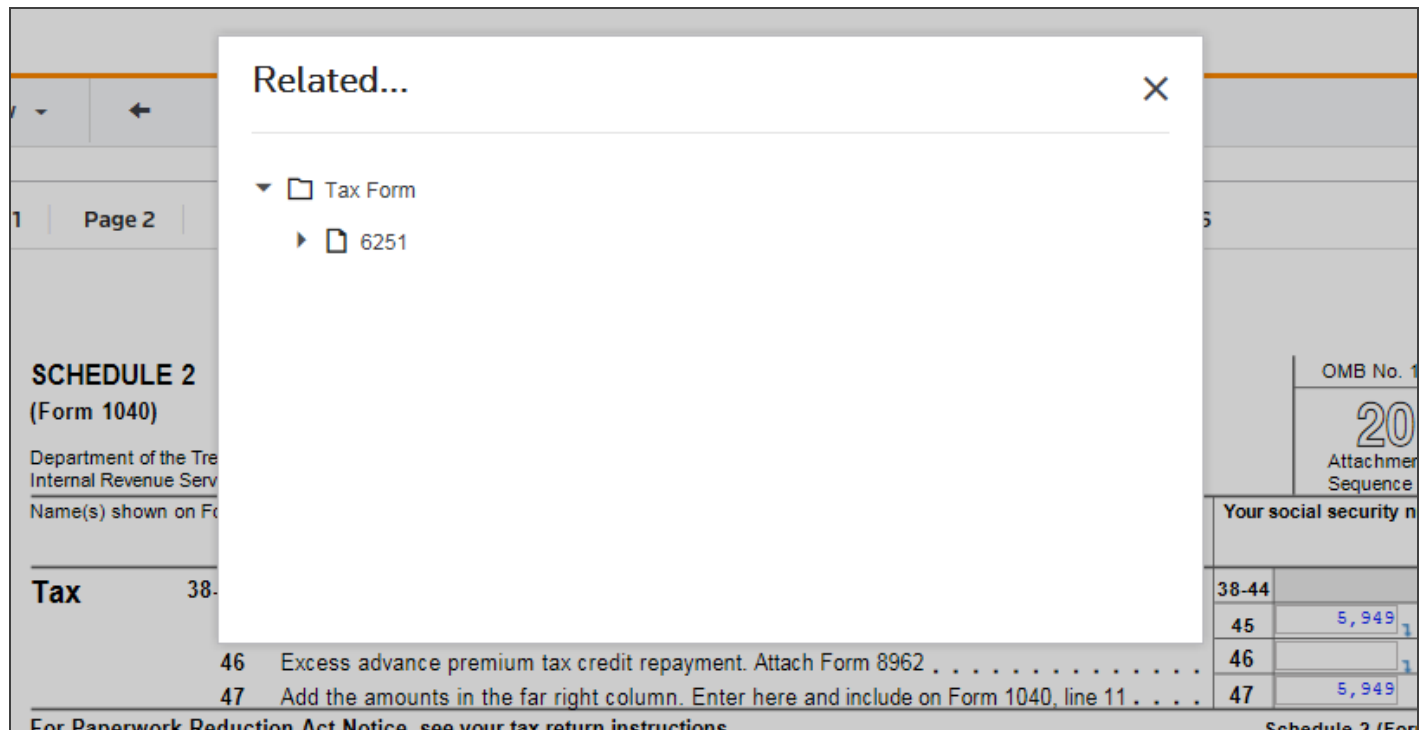


Figure 4

## WORKPAPERS

Intermediate-level screens called Workpapers link Organizer amounts to Tax Forms amounts. They provide detailed information that supports the calculated values on the tax return. Workpapers allow you to review data and easily get to source data to make changes.



Changes made on Organizer screens ensure that the data will flow to the rest of the return.

## TAX FORMS

Tax Forms, facsimiles of tax return forms, provide the overall results of a tax return. After data entry, you can review the return and adjust information as needed. The audit trail capability helps you to determine the source of every number in the tax return. Tax Forms allows you to easily reconcile our computed totals. Symbols, such as check marks and asterisks, flag specific conditions about a given field, such as fields containing overrides of our calculated amounts.

Tax Forms enables you to:

- Review overrides against computed values
- Review summary-level data
- Access detail for certain data fields
- Review and clear diagnostics.

## DIAGNOSTICS

Express RS creates records, called **Diagnostics**, of any inconsistencies, errors, or omissions found when a return is computed. Numbers show the quantity of every diagnostic category (how many severe, informational, and e-file diagnostic messages have been reported). Diagnostics are also segregated by federal and state within each category.



**WEB ORGANIZER**  
**DIAGNOSTICS VIEWER**

Save Clear Override Help Close

All Uncleared Suppressed

Click on the Diagnostics to go to the input field  
Check and save to Suppress Diagnostics Quantity : 63

- Types(78)
  - Severe(9)
  - Informational(28)
  - Electronic Filing - Alerts(2)
  - Electronic Filing - Rejects(39)
- Jurisdictions(78)
  - Federal(63)
  - State(15)
    - Alabama(5)
    - California(4)
    - Montana(4)
    - City(0)
    - Uncategorized(0)

<input type="checkbox"/>	Form 2555: The taxpayer does not have 330 full days in a 12-month period to qualify for the Section 911 tax benefits under the physical presence test.
<input type="checkbox"/>	Form 2555: The IRS limits the number of Form 2555's to be filed at 2, 1 for taxpayer and 1 for spouse. Review your exclusion amount on Schedule 1 (Form 1040), line 21 since the program does not sum up all forms for the limitation.
<input type="checkbox"/>	State Depreciation: No depreciation was computed for an ACRS asset since no adoptable non-ACRS method was entered for state purposes. Description: Desktop Computer Date Acquired: 04/15/
<input type="checkbox"/>	State Depreciation: No depreciation was computed for an ACRS asset since no adoptable non-ACRS method was entered for state purposes. Description: Apartment Building Date Acquired: 08/15/
<input type="checkbox"/>	Form 4562: An ACRS method has been entered for an asset after 12/31/1986. A MACRS method should have been used. Activity: Craftiques Description: Desktop Computer Date Placed in Service: 04/15/ Cost: 2,500.
<input type="checkbox"/>	Form 4562: An ACRS method has been entered for an asset after 12/31/1986. A MACRS method should have been used. Activity: Craftiques Description: Apartment Building Date Placed in Service: 08/15/ Cost: 250,000.
<input type="checkbox"/>	Form 2555: A maximum of 2 Form 2555's are allowed for electronic filing, 1 for Taxpayer and 1 for Spouse.

**Figure 5**

You can easily navigate from the **Diagnostics** list to the screen that generated the diagnostic by clicking the diagnostic and then switching to the Organizer. The screen associated with the diagnostic will appear in the Organizer.

Asset ... Desktop Computer

**Depreciation Detail** | State Depreciation | Retirement/Disposal | 4562 Vehicle Mileage

**HELP**

General Info Property Type

---

**BASIC INFORMATION**

Description of asset (Mandatory).... Desktop Computer

Date placed in service..... 04/15/ Date placed in service (Print only)....

	Cost	Method	Life	Accumulated Depreciation	Current Year Deduction
Regular	2,500	19 Yr Real Prop. ACRS			195
AMT		IRS prescribed (150% DB for I			

---

**CURRENT YEAR DEDUCTION OVERRIDES**

Regular AMT

**Figure 6**

You can “clear” or “suppress” diagnostics. However, all diagnostics will print. The “Cleared” or “suppressed” diagnostics print with an asterisk “\*” beside the diagnostic. If you are printing diagnostics for a state, only that state’s diagnostics will print.

## PRINT AND PRINT PREVIEW

Print Preview provides a view of a completed return exactly as it will print, with all forms, schedules, supporting statements, transmittal letters, and filing instructions. Multiple print options, including Preparer (All), Taxpayer, and Government copies, allow you to automatically print applicable forms and schedules.

## 1040 ADMINISTRATIVE INFORMATION

Administrative Information provides a single place to record taxpayer information (name, phone number, tax elections, special preparation and routing instructions, and so forth). You can also record the budgeted and actual amount of time required to complete the return.

## 1040 K-1 RECONCILIATION

Tax Reconciliation offers K-1 reconciliation in spreadsheet format for 1040 tax returns.

## 1040 CHECKLISTS

Use default tax return checklists based on AICPA standards, or create custom checklists to duplicate any checklist currently in use, complete them on-screen, and print them. You can use these checklists to verify the accuracy, thoroughness, and preparation status of a given tax return, ensuring your firm's use of best practices.

# IMPORT/EXPORT PRODUCTS

## TRIAL BALANCE

Trial Balance enables you to import trial balance data from spreadsheets, audit packages, general ledger packages, databases, and client write-up packages for 1065 and 1120 returns. With these products, you can review imported information in tax format and make adjustments prior to merging the data into the return and computing.

### New Features for Trial Balance

### Supported Return Types

Trial Balance supports the following return types:

- Form 1065: pages 1-5, Schedule M-3, and Form 8825 – Income from Rental Real Estate Properties, Other Rental, Portfolio Royalty Properties, Farm Activities
- Form 1120: pages 1-5, Schedule M-3
- Form 1120C: pages 1-5, Schedule M-3
- Form 1120S: pages 1-4, Form 8825 – Income from Rental Real Estate Properties, Other Rental Properties, Farm Activities, Schedule M-3
- Form 1120-F: pages 1-6, Schedule M-3
- Form 1120-RIC: pages 1-4
- Form 1120-REIT: pages 1-4, with Real Property schedules
- Form 990: page 2 and pages 9-11.

After you post tax journal entries, you can merge this data with current year information and view or make changes in Organizer.

## Import and Export Capabilities

Trial Balance allows import and export of data as follows:

IMPORT	EXPORT
.dif	.dif
Delimited ASCII	Fixed-width ASCII
Fixed-width ASCII	Access®
Excel®	Excel®
.xml	

## Reports

The following reports are available for all return types except 990 returns:

- Detail and Summary Taxable Income
- Detail and Summary Balance Sheet
- Detail and Summary Property-by-Property, Rental, Other Rental, Royalty, Farm
- Detail and Summary Schedule M-1
- Detail and Summary Taxable Income Variance
- Detail and Summary Schedule M-1 Variance
- Summary Schedule M-2
- Detail and Summary Schedule M-3
- Adjusting Journal Entries
- Workpaper Notes
- General Ledger Account Sequence

- TRC and TCC Summary
- MRC and MCC Summary

## PARTNER BRIDGE AND SHAREHOLDER BRIDGE

### Partner Bridge

Partner Bridge provides the import and export of Data Interchange Format (.dif) files containing partner information such as partner name and address, entity type, profit/loss/ownership ratios, capital account data, and special allocations.

These capabilities decrease the need for extensive year-to-year manual updates to partner information. You can use Partner Bridge to export partner information and special allocations that can be used with most popular spreadsheet packages.

Partner Bridge Tool provides audit capabilities of the data entered in the DIF file.

### Shareholder Bridge

Shareholder Bridge provides the import and export of basic shareholder information. Using Shareholder Bridge, you can export the information that can be used with most popular spreadsheet packages.

## COMPATIBLE SOFTWARE/FILE FORMATS

### Spreadsheet

You can import data from Microsoft® Excel® spreadsheets directly into Trial Balance.

### Database/ Other

You can import data, including mini- and mainframe computer data, from the following databases and other programs into Trial Balance:

- Character-delimited files (.dlm or .csv)
- Data Interchange Format (.dif) (**see note below**)

- Text File Format (standard ASCII/PRN)



For the 2020 tax year and going forward, you can no longer create or edit DIF/KAT files, although you can continue to use the current DIF/KAT files supplied by Thomson Reuters as long as no changes are required to these files.

The Partner of the Firm import/export is no longer available starting with this tax year. All fields that were available with the Partner of the Firm import/export are now available with Data Connection, using the same form and field names.

## IMPORT AND EXPORT TOOLS

### Data Import Templates

*Data Import Templates* are available for download from the Thomson Reuters Customer Center. These import templates are based fully in Excel and are listed below:

	1040	1041	1065	1120
ASSET TEMPLATE	✓	✓	✓	✓
BROKERAGE STATEMENT	✓			
CAPITAL GAIN TEMPLATE	✓	✓	✓	✓
CHARITABLE CONTRIBUTIONS	✓			
CRYPTO GAIN	✓			
K1 TEMPLATE	✓	✓		
PFIC TEMPLATE	✓			
SCHEDULE C	✓			

	1040	1041	1065	1120
SCHEDULE E	✓			

Each template is set up similarly, with multiple tabs that are similar in nature, but each template has a different purpose. The first tab for each template is the **TR\_Setup** tab. This tab includes required information and an **Audit Data** button.

## Direct K-1 Import (DK1)

The Direct K-1 Import Tool (DK1) allows you to import partner information directly to the federal Schedule K-1 forms and to selected State Schedule K-1 forms utilizing the Data Connection platform and CSV files.

## Data Connection

*Data Connection* is a Thomson Reuters income tax compliance productivity tool that allows users to import data into and export data from tax returns.



Data Connection requires a separate license.

## DATA CONNECTION EXPORTS

During an export of a tax return locator, Data Connection exports the value of every area, screen, and field defined in the corresponding tax application Build report data dictionary, as long as the data field is populated by active data (that is, a data value that is not a constant or a carried value).

## DATA CONNECTION IMPORTS

For imports, the user defines the form and field name combinations and associated data field values in the import file, which is processed record-by-record against the appropriate tax application Build report data dictionary.

If the form and field name combination in the import record is located in the tax application Build report, the associated data field value is inserted into the corresponding area, screen, and field location in the tax return database. If the form and field name combination in the import record is not located in the tax application Build report data dictionary, the import file data field value is ignored.



Only Organizer data is imported. Data elements classified as Tax Forms and Workpapers are not imported, even if corresponding form and field name combinations exist in the tax application data dictionary.

# EQUIPMENT AND CONFIGURATION

Your workstation(s) must meet the following requirements. You are responsible for ensuring compatibility and compliance with the requirements. If we determine that any system failure is caused by incompatible equipment configuration or failure to comply with the workstation requirements and not the fault of Express RS, it is your responsibility to remedy the problem.



If you use equipment, configurations, software, or operating systems that we do not support and that we deem incompatible with our software or systems, and you request that we provide telephone or on-site support, such support is chargeable at the current consulting rate plus any expenses related to direct travel, meals, and lodging.

Please refer to the Customer Center web site for periodic updates and information about plans for future supported models.

## EQUIPMENT REQUIRED FOR OPERATION

We recommend that you review the Microsoft Product Lifecycle Information found at <http://support.microsoft.com/select/?target=lifecycle> when planning for the upcoming tax season.

### Workstation Requirements

COMPONENT	CURRENT SUPPORT	NOTES
Processor	2 GHz AMD or Intel® processor	
Operating System	Windows 8.1 (32-bit and 64-bit) Windows 10 (32-bit and 64-bit)	We support 64-bit operating systems for Windows 8.1 for the current tax year and preceding nine tax years. Local machine administrator rights are required for the initial installation of each year's application.
Operating System Add-ons	.NET 4.6 Framework Microsoft Visual Studio 2012 C++ runtime and Visual Studio 2015 C++ runtime Microsoft Access database engine 2010	Missing prerequisites are automatically installed during installation. Full and complete .Net 4.6 or later must be installed on Windows 10 machines.

COMPONENT	CURRENT SUPPORT	NOTES
Memory	4 GB of RAM (minimum)	Additional memory, page file, and/or available free hard drive space will be necessary for processing large returns and reports. Depending on the level of chart detail, number of states, entities, partners, and so forth, several hundred MB of temporary free disk space may be required.
Internet Browser	Microsoft Edge Chrome version 71.0.3578 or higher Internet Explorer 10.0, 11.0	The Compatibility view is no longer supported. Please remove *.fasttax.com from your list of sites.  Under <b>Options &gt; Preferences</b> , you can select how you would like returns opened (last selection). There are three selections: open in Chrome, open in Internet Explorer (default), or ask your preference. After the first open of a return, Chrome has been found to be faster in subsequent opens.
Display	1024 × 768 or higher-resolution monitor	

## Printers

PRINTERS	SUPPORTED DRIVERS	NOTES
HP Laser Printers	HP Universal Print Driver for Windows [PCL 5 or 6]	Consult manufacturer guidelines.  Additional memory may be required to print large returns or reports.
Non-HP Laser Printers	Native PCL 6 Driver	Consult manufacturer guidelines.  Additional memory may be required to print large returns or reports.

## Connectivity

COMPONENT	REQUIREMENT
Internet Connectivity	<p>Broadband connection required through:</p> <ul style="list-style-type: none"> <li>Internet Service Provider (recommend Tier 1 provider)</li> </ul> <p>OR</p> <ul style="list-style-type: none"> <li>Dedicated connection to our facility (requires registered Transaction Control Protocol/Internet Protocol (TCP/IP) addresses).</li> </ul>
Firewall Requirements	<p>Security policies, firewall rules, proxy rules, and router packet filters must allow outbound connections (and inbound replies) on destination ports 80 and 443 to the Class “B” network address 164.57.0.0. The source port selection uses standard port numbers 1024 and above.</p>
Proxy Server Access	<p>Proxy server access to the Web servers is supported. However, caching of page content is not supported and must be disabled.</p> <p>Proxy Server access to the application servers is supported ONLY in transparent mode. The proxy server must not translate the TCP/IP address of the application server. The client PC must be able to establish a connection using the actual TCP/IP address and port numbers of the application server with no application “awareness” of a proxy server.</p>
Protocols	<p>HTTP (TCP/IP port 80) and HTTPS (TCP/IP port 443) protocols are required.</p>

## Trusted Sites

 ***For Internet Explorer users only***

We recommend that you use the Trusted Sites Zone in Internet Explorer for Thomson Reuters’s applications instead of the Internet Zone so that you do not remove useful security messages for other non-Thomson Reuters Internet sites.

The following sites should be marked as trusted sites:

- **\*.fasttax.com**
- **\*.ThomsonReuters.com**
- **www.riahelp.com**

If you have purchased e-Form RS, also add **eFormRS.com**.

## CONNECTIVITY AND SECURITY

### Connectivity

You can select one of the following methods of connecting to Express RS:

- Internet connection
- dedicated connection to our facility.

In all cases, the user is responsible for the cost of establishing and maintaining connectivity.

#### Internet Connection

You can connect to Express RS directly through an Internet Service Provider (ISP). This includes access to the Internet from a workstation on your LAN, or using dial-up.

#### Dedicated Connection

You can connect to Express RS through a dedicated connection, which requires registered Transaction Control Protocol/Internet Protocol (TCP/IP) addresses. Contact your Account Representative to obtain additional information about establishing this type of connectivity.

Using a dedicated connection requires registered TCP/IP addresses when communicating with Express RS servers. Other requirements may be necessary to establish a dedicated connection.

#### Supported Internet Service Providers

You can connect to Express RS through any ISP, though we recommend that you use a reputable Tier 1 provider.

## Security

### Firewall Information

The following information defines the requirements for TCP/IP communications from any client network to the Express RS Network. This information is specifically designed to help you set up security policies in your Firewall, Proxy Server, or router to allow communications from your client PCs to the Express RS Network. Connectivity between the client network and the Express RS Network is assumed to exist either through the Internet or through some other previously established connectivity.

### Network Address

We use a registered Class “B” TCP/IP address of 164.57.0.0. Express RS exists within that address space. The architecture of Express RS uses a large number of Application Servers; the number of these servers can change at any time, as well as the TCP/IP addresses. Because of this architecture, the entire Class “B” address space must be used in any security policies, Firewall or Proxy Server rules, or router packet filters.

Routing within the client network must be configured to allow the client PCs using Express RS to access the Express RS Network. This may be done using standard “default” routing, or it may require specific routes to be set up within the client network. The client’s network administrator will have to establish the appropriate routing to meet this requirement.

### Web Servers

The Express RS Web servers use industry standard HTTP and Secure HTTP protocols. The requirements for communications with the Express RS Web servers are itemized below:

- DNS Name Resolution is not used for the Application Servers.
- Proxy server access to the Web servers is supported. However, caching of page content is not supported and must be disabled.
- Network Address Translation (NAT) is supported for both client addresses and Web server addresses.
- HTTP (TCP/IP port 80) and HTTPS (TCP/IP port 443) protocols are required.
- Connections are outbound only from the client to the server.
- Security policies, firewall rules, proxy rules, and router packet filters must allow outbound connections (and inbound replies) on destination ports 80 and 443 to the Class “B” network address 164.57.0.0. The source port selection uses standard port numbers 1024 and above.

- We require you to configure any security scanning appliance monitoring ports 80 and 443 so that it ignores traffic to the 164.57.0.0 subnet. The decompress-scan-recompress cycle introduces a significant delay into the communication network; this delay can cause communication timeouts that manifest themselves as Remote Server Error dialog boxes. Because traffic to the 164.57.0.0 subnet is encrypted, the web scanner appliance will never see a suspicious result.

## **Application Servers**

The Express RS Application Servers use TCP/IP communications from the client PC to the Server. The requirements for communications with the Express RS Application Servers are itemized below:

- DNS Name Resolution is not used for the Application Servers.
- Proxy Server access to the application servers is supported ONLY in transparent mode. The proxy server must not translate the TCP/IP address of the application server. The client PC must be able to establish a connection using the actual TCP/IP address and port numbers of the application server with no application “awareness” of a proxy server.
- Network Address Translation (NAT) is supported for the client addresses but is NOT supported for the application server addresses.
- Connections are outbound only from the client to the server.

# DOCUMENTATION, SUPPORT, AND TRAINING

## DOCUMENTATION

We offer integrated documentation covering software, tax processing, and administration.

### Help

Our extensive help systems provide step-by-step procedures and reference information, if applicable, for all Organizer screens. Full-text search capabilities are also available.

### Product Guides

Numerous product guides are available on our Customer Center site or are integrated into our extensive help systems. You can locate a comprehensive list for each tax application under **Current Year Guides** on the left menu in the RS Help site for each application.

### Release Notes

Release Notes contain the following sources of information:

- **New for This Release** delivers current information on what is included in each new release.
- **Open Issues** alerts you to any limitations in the current release, as well as helpful hints, corrections, and changes.

You can access these documentation resources on the Customer Center site or under **Current Year Release Notes** on the left menu in the RS Help site for each application.



# SUPPORT

## Telephone Support

Thomson Reuters provides a telephone support entitlement as part of your annual license fee. This entitlement includes year-round support via a toll-free 800 number and offers assistance with tax processing, including installing your equipment and software.

If you encounter a problem or have a question regarding our products, call Product Support at **1-800-327-8829** weekdays. For regular and extended hours, please refer to the Product Support Schedule. The schedule is mailed to all clients annually and posted to the Customer Center site. Refer to the schedule for detailed information on the hours of operation and holidays.

## Thomson Reuters Professionals

Thomson Reuters provides the highest level of customer assistance in the industry, offering numerous options for the convenience and needs of you and your entire tax department:

- **Telephone Support:** Speak directly with a support representative trained to answer product questions, make updates to your account, provide advice and expertise to resolve most issues.
- **Email Support:** Working after hours or do not have time to talk to someone on the phone? Send us an email and we will reply to you. Access our easy-to-use Customer Center site anywhere, anytime to submit a question or ask for help.
- **Client Service Managers (CSM):** Our field-based CSMs are dedicated to providing a level of customer support that is unparalleled in the industry.
- **Direct Support:** For customers needing a higher level of dedicated support, Thomson Reuters offers Direct Support at **1-800-327-8829**.

## On-Site Support

Client Support Managers (CSMs), located in most major cities throughout the United States, assist in training and installation. We recommend one day of on-site assistance from a CSM, although larger practices may require additional days. The CSM can conduct training at your site to help ensure successful use of our products.

We provide optional CSM professional services on request for an additional fee plus travel expenses.

## TRAINING

ONESOURCE University, a learning platform, provides a forum for planning and accessing options for the professional development of your entire tax organization. Choose from a variety of training options designed to increase proficiency for users of every level on all software features and functionality. Through ONESOURCE University, you will have access to live and on-demand courses, the capability to search for training on a variety of topics, register for classes and manage CPE reporting.

### CPE Credit



We are registered with the National Association of State Boards of Accountancy as a sponsor of continuing professional education on the National Registry of CPE Sponsors. State boards of accountancy have final authority on the acceptance of individual courses. Complaints regarding registered sponsors can be addressed to National Registry of CPE Sponsors, 150 Fourth Avenue North, Suite 700, Nashville, TN, 37219-2417 or by visiting the web site: <http://www.learningmarket.org>

## ANNUAL USER CONFERENCE

The Annual User Conference offers workshops for you to keep abreast of tax law and software changes. It also provides you with the opportunity to informally contact other ONESOURCE Income Tax customers, Thomson Reuters developers and support personnel. The sessions are organized by major areas of interest for ONESOURCE products, including:

- Tax Law & Research
- Managing the Corporate Tax Department
- Income Tax (Domestic, Insurance, International)
- WorkFlow Manager
- Calendar
- Data Query
- Tax Provision

- Fixed Assets
- Transfer Pricing
- Information Reporting

Many of the sessions keep you up to date on our products, including overviews of new enhancements and tips on how to get the most from the software.

Hands-on sessions during the conference provide an opportunity to use the software with live instruction.

# FORMS AND SCHEDULES

These lists are kept up-to-date and reflect the latest availability of forms and schedules in our software.

- **1040 Forms and Schedules** (click to view)
- **1041 Forms and Schedules** (click to view)
- **1065 Forms and Schedules** (click to view)
- **1120 Forms and Schedules** (click to view)
- **990 Forms and Schedules** (click to view)
- **706 Forms and Schedules** (click to view)
- **709 Forms and Schedules** (click to view)
- **5500 Forms and Schedules** (click to view)